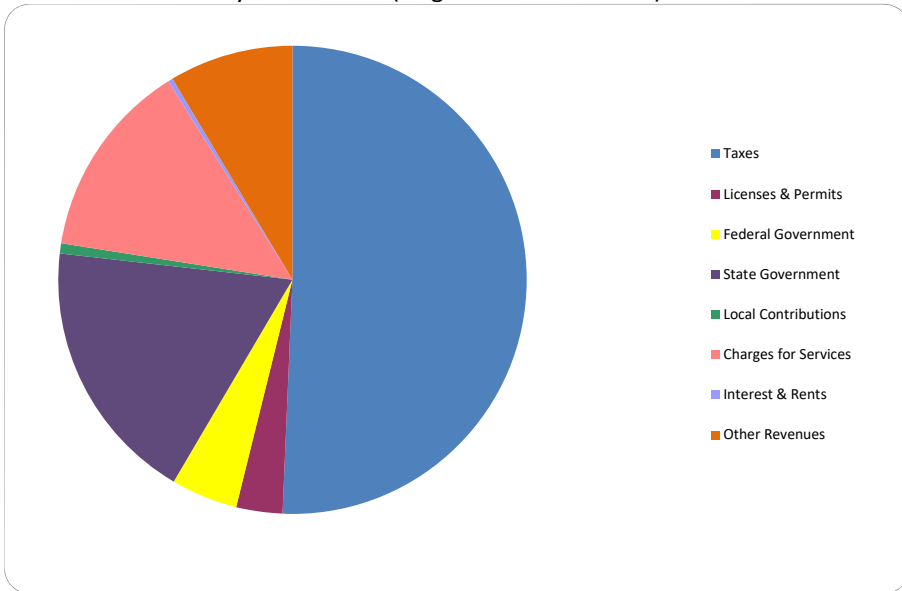


CITIZEN'S GUIDE TO LOCAL UNIT FINANCES - Houghton County (38-000)

REVENUES

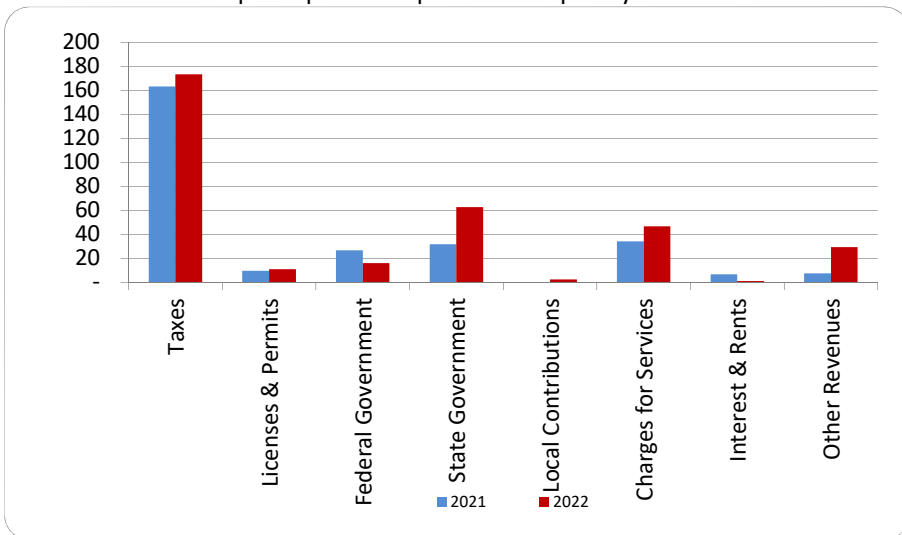
1. Where our money comes from (all governmental funds)



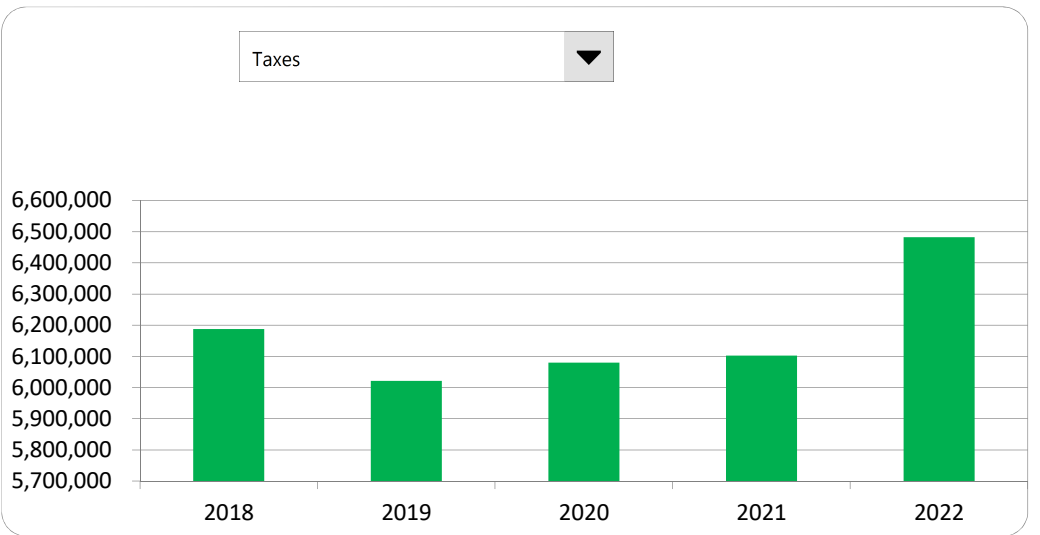
2. Compared to the prior year

	<u>2021</u>	<u>2022</u>	<u>% change</u>
Taxes	\$ 6,103,140	\$ 6,482,631	6.22%
Licenses & Permits	357,702	407,205	13.84%
Federal Government	998,683	590,584	-40.86%
State Government	1,187,725	2,344,053	97.36%
Local Contributions	-	91,321	N/A
Charges for Services	1,278,485	1,741,029	36.18%
Fines & Forfeitures	-	-	N/A
Interest & Rents	241,764	41,809	-82.71%
Other Revenues	279,700	1,094,764	291.41%
Total Revenues	\$ 10,447,199	\$ 12,793,396	22.46%

3. Revenue sources per capita - compared to the prior year



4. Historical trends of individual sources



Commentary:

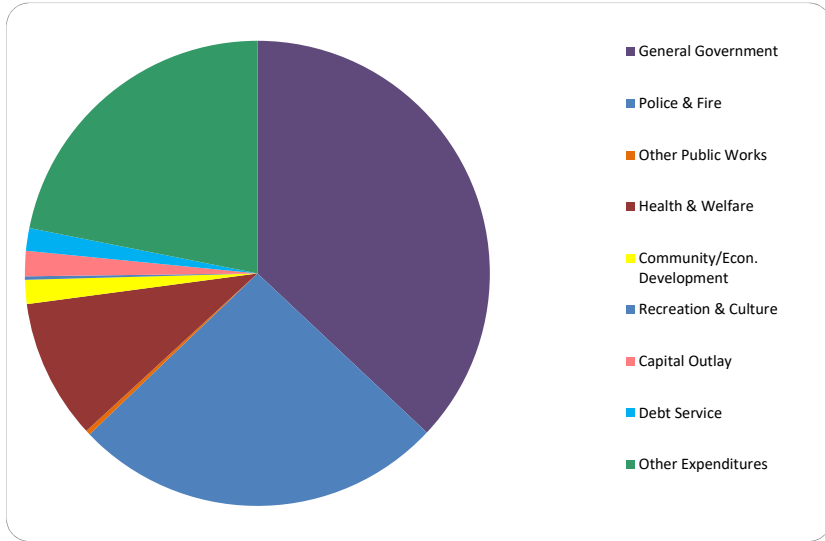
For more information on our unit's finances, contact Elizabeth Bjorn at (906) 482-8307.

CITIZEN'S GUIDE TO LOCAL UNIT FINANCES - Houghton County (38-000)

EXPENDITURES

1. Where we spend our money (all governmental funds)

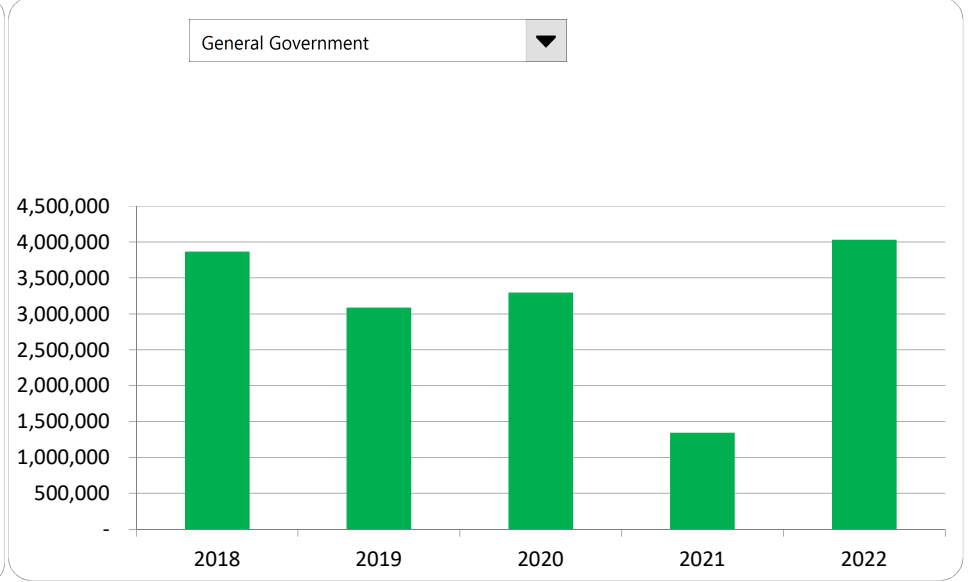
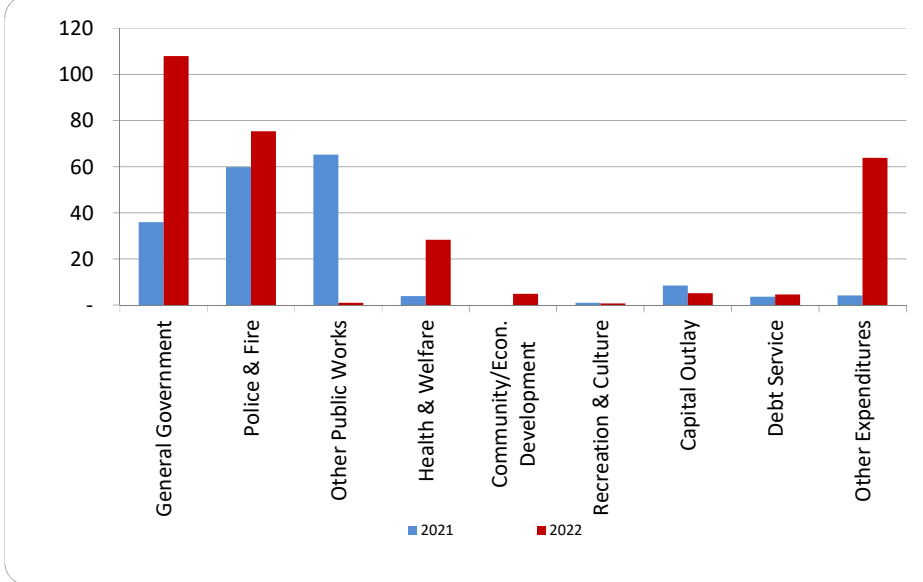
2. Compared to the prior year



	<u>2021</u>	<u>2022</u>	<u>% change</u>
General Government	\$ 1,344,761	\$ 4,031,422	199.79%
Police & Fire	2,235,683	2,813,545	25.85%
Other Public Safety	-	36,851	N/A
Roads	-	-	N/A
Other Public Works	2,434,871	36,851	-98.49%
Health & Welfare	147,233	1,059,366	619.52%
Community/Econ. Development	-	183,099	N/A
Recreation & Culture	35,916	24,641	-31.39%
Capital Outlay	316,462	191,886	-39.37%
Debt Service	136,188	170,369	25.10%
Other Expenditures	156,698	2,383,969	1421.38%
Total Expenditures	\$ 6,807,812	\$ 10,931,999	60.58%

3. Spending per capita - compared to the prior year

4. Historical trends of individual departments:



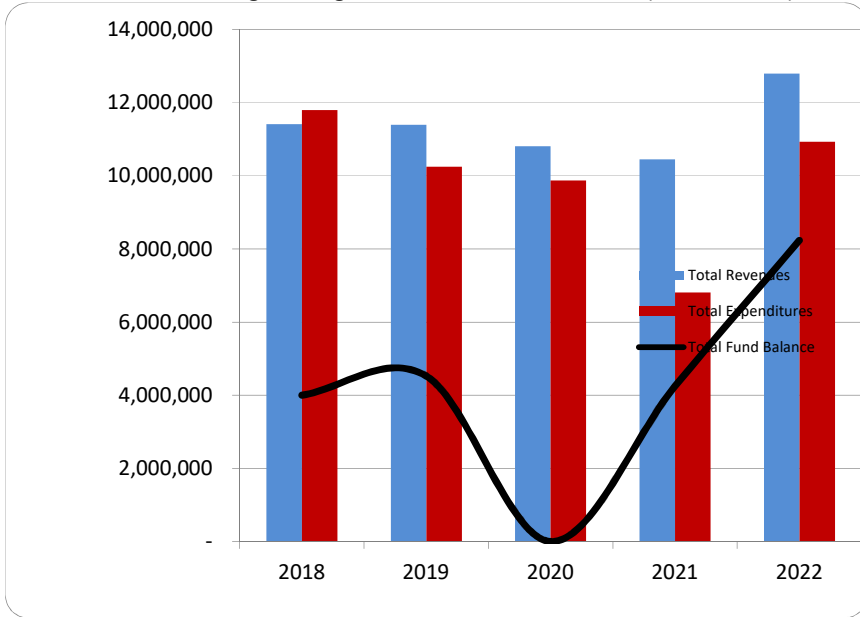
Commentary:

For more information on our unit's finances, contact Elizabeth Bjorn at (906) 482-8307.

CITIZEN'S GUIDE TO LOCAL UNIT FINANCES - Houghton County (38-000)

FINANCIAL POSITION

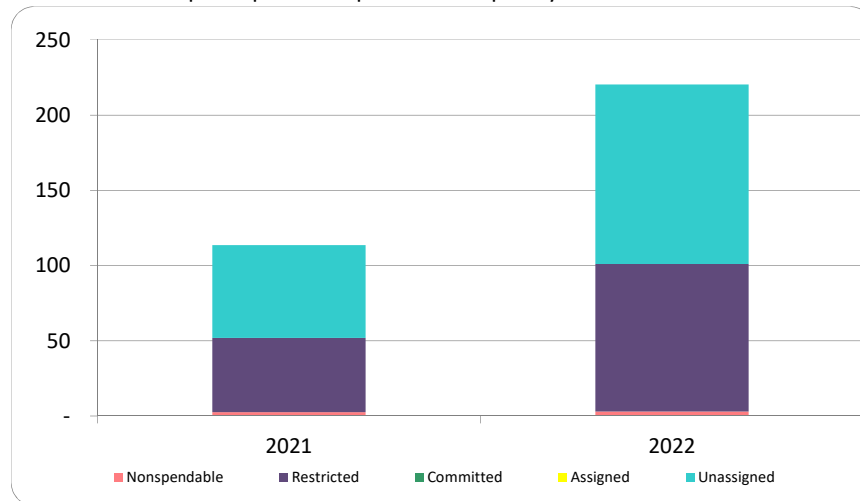
1. How have we managed our governmental fund resources (fund balance)?



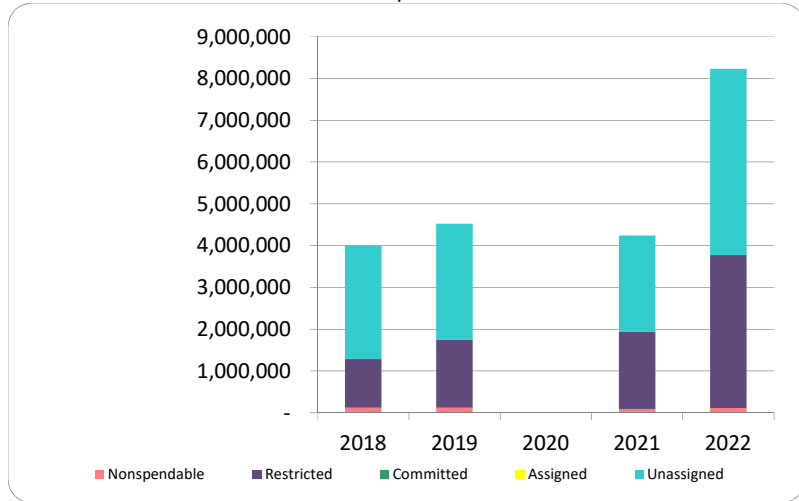
2. Compared to the prior year

	2021	2022	% change
Revenue	10,447,199	12,793,396	22.46%
Expenditures	6,807,812	10,931,999	60.58%
Surplus (shortfall)	3,639,387	1,861,397	-48.85%
Fund balance, by component:			
Nondisposable	91,312	109,505	19.92%
Restricted	1,843,611	3,666,074	98.85%
Committed	-	-	N/A
Assigned	-	-	N/A
Unassigned	2,307,094	4,455,184	93.11%
total fund balance	4,242,017	8,230,763	94.03%

3. Fund balance per capita - compared to the prior year



4. Historical trends of individual components



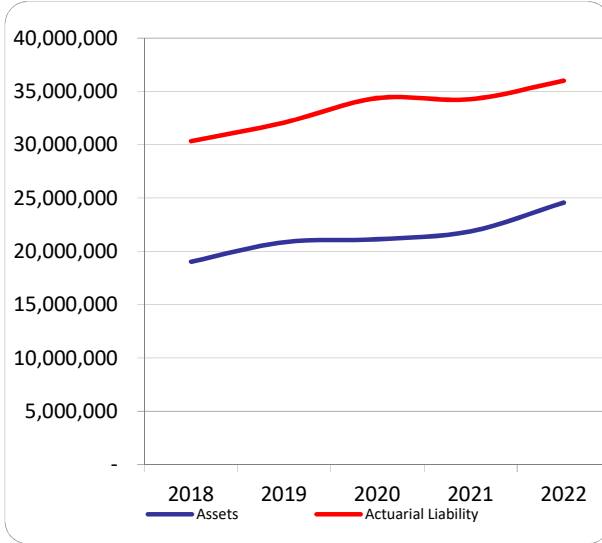
Commentary:

For more information on our unit's finances, contact Elizabeth Bjorn at (906) 482-8307.

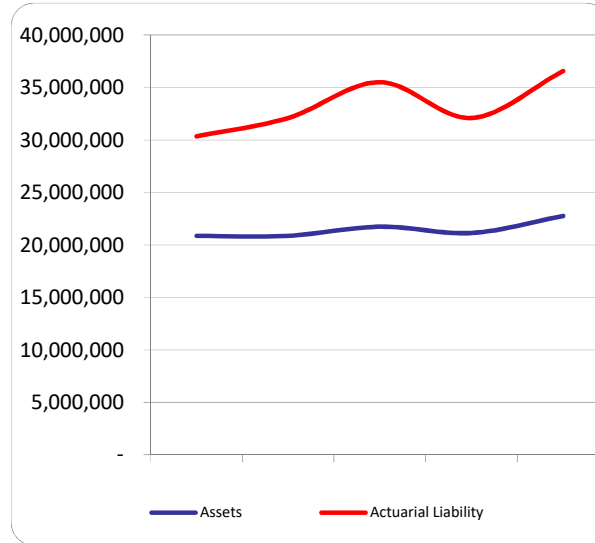
CITIZEN'S GUIDE TO LOCAL UNIT FINANCES - Houghton County (38-000)

OTHER LONG TERM OBLIGATIONS

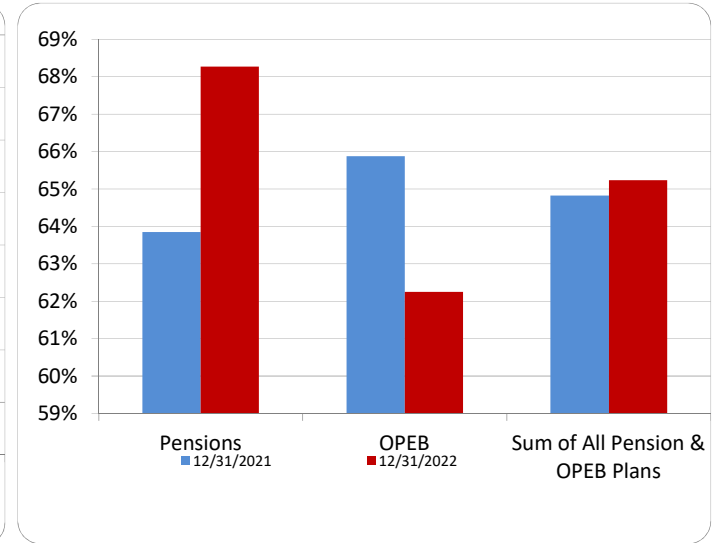
1. Pension funding status



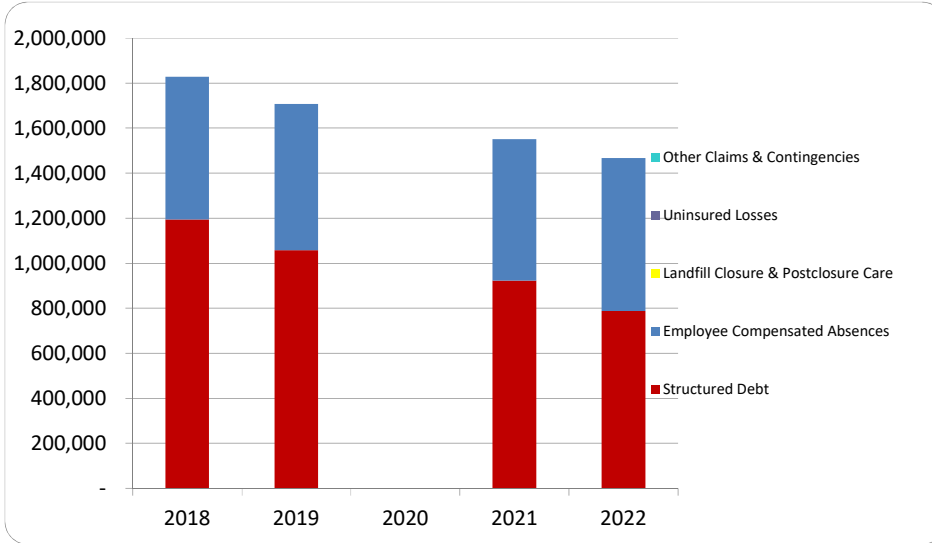
2. Retiree Health care funding status



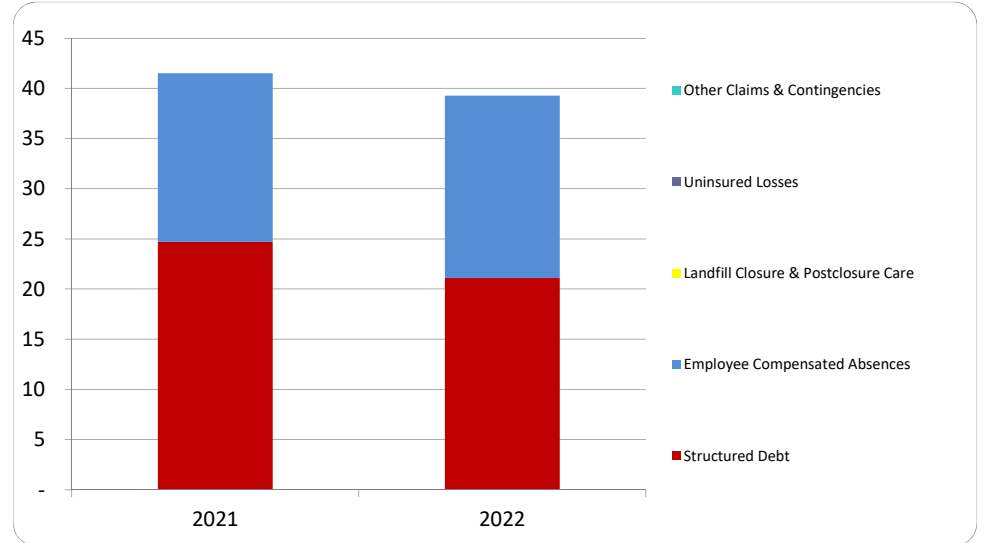
3. Percent funded - compared to the prior year



4. Long Term Debt obligations:



5. Debt & other long term obligations per capita - compared to the prior year



Commentary:

For more information on our unit's finances, contact Elizabeth Bjorn at (906) 482-8307.